

# COTSWOLD ECO TUBS

RELAX, REPLENISH, REVIVE



## Hand-crafted, luxury wood burning hot tubs

1.5 HOUR  
HEAT UP



UNRIVALLED  
QUALITY &  
CUSTOMER  
SERVICE



LED LIGHTS  
& BUBBLES



The UK's No.1 Wood-Fired Hot Tub Brand





# Time to relax

---

Our wood-fired hot tubs are made for carefree relaxation and offer a break from the stresses and strains of everyday life.

Step into your very own paradise and allow your body to be soothed and your mind to unwind, combined with the captivating crackle of wood. Perfect enjoyed with your family, on your own or for socialising with friends. Spoil your body with a healing and invigorating massage.

Atmospheric underwater LED lighting will also help you to unwind, turning your spa into an oasis of beautiful colours.

When the experience of warmth, bubbles, light and colour is combined with the sweet aromas of wood fire fragrances your Eco Tub will truly offer a sanctuary of relaxation for all the senses.

“Received our hot tub last week. It’s a well designed and quality built product. As a complete newbie to hot tubs, I was delight to find that the stove fire box lights easily and is highly effective at heating up the water quickly. The best part of Cotswold is however their excellent after sales care and customer support.”



# Your very own oasis

## Our range of eco tubs



### The Glyme

2 Person Eco Tub

The ideal tub for those with less space who don't want to compromise on luxury. Available in both Air Bubble or Hydro (Water) Jet systems.

Length: 190cm  
Width: 120cm  
Height: 103cm  
Depth: 92cm



### The Burford

5/6 Person Eco Tub

The popular choice for many, The Burford features all of the accessories (and a little more) that most have on their 'wish list' when shopping for their hot tub. Available in both Air Bubble or Hydro (Water) Jet systems.

Diameter: 205cm  
Height: 115cm



### The Kingham

5 Person Eco Tub

A mid-size Eco Tub packed with features and featuring a beautiful circle within a square moulding. Comes with a combined Air bubble and Hydro (water) Jet system & Supreme Wood Storage Steps.

Length: 200cm  
Width: 200cm  
Height: 100cm



## Keeping running costs low

In a time when we must all be conscious of not only the environment but also our products being economical to run, Cotswold Eco Tubs can offer the perfect solution.

Electrically heated hot tubs can cost well in the excess of £10 per day to heat and, due to their sluggish heat up times, need to be powered 24 hours a day, 7 days a week.

**At Cotswold Eco Tubs, we recognise that both the luxury of spontaneity & realistic long-term running costs should be integral to our design process.**

Our Eco Tubs average at just 1.5 hour heat up\* & require less than £6\* per fuel per evening (and of course, no cost when not in use).



## The Winchcombe

8/9 Person Eco Tub

One of the biggest tubs on the market, perfect for those who like to stretch out. Available in both Air Bubble or Hydro (Water) Jet versions.

Diameter: 225cm  
Height: 108cm



## The Blenheim

5 or 7 Person Eco Tub

Available in two sizes. This Hybrid Eco Tub is designed for those who desire the cost effectiveness of wood burning but value the added convenience of electricity to maintain a constant temperature. Comes with a Hydro (Water) Jet system & integrated Cartridge Filter.

Diameter: 200cm / 220cm  
Height: 108cm




## The Moreton

10 Person Eco Tub

Arguably one of the most luxury wood burning tubs on the market, this spacious tub is designed for those of us who simply want everything. Comes with a combined Air bubble and Hydro (Water) Jet system.

Length: 225cm  
Width: 225cm  
Height: 108cm



## Staying warm

Once the tub has been heated, the insulated cover (which is provided as standard) improves heat efficiency by 30%.

With the insulated cover replaced, by the following morning you can dip straight back in with a cup of tea! That same evening, the heat up time would only be around 30 minutes.

Of course, our wood-fired hot tubs give you the flexibility to use your tub as a luxurious plunge pool during those warmer days!

## Your choice of finishes

All of our models are available to order in a minimum of ten standard classic colour combinations – ensuring your new Eco Tub will compliment your garden.

The exterior is treated to last for approximately 7 years with no maintenance. It can be re-treated with Danish Oil to help nourish the cladding, or re-stained (in the same way you would your garden fence or other furniture). The freedom to re-stain your Eco Tub will allow it to remain in keeping with your garden for many years to come.

### Bespoke tubs

Bespoke tubs available, including electric heaters, filter kits and custom paint finishes.



### Delivery in 2 weeks

(subject to stock)



# RELAX, REPLENISH, REVIVE

At Cotswold Eco Tubs we understand that for you to invest in your own Eco Tub, our products must be sustainable, convenient and an effortless escape from the pressures of modern life. Here are just a few ways in which your Eco Tub will tick all of those boxes...



## Easy to install

With all our tubs delivered assembled, you can prepare for use within a matter of minutes of delivery. All tubs are palletised and packaged to ensure ease of delivery from our factory to your garden. You'd be amazed at some of the remote locations we have positioned our Eco Tubs.

---



## Eco friendly

We pride ourselves on being one of the most eco-friendly and luxury hot tub manufacturers within the UK. All our wood cladding for the tubs comes from sustainable sources. The benefit of a wood burning stove, is that wood is a renewable and sustainable fuel source. When wood burns it releases no more CO2 than it would if it were left to rot, which makes this a carbon neutral fuel.

---



## Swift heat up

With heat up times averaging at an amazing 1.5-2 hours, why would you look at any other option for your hot tub? Electric hot tubs are notorious for taking at least 24 hours to get to temperature, for what may only be a couple of hours use. With our Eco tubs, by simply replacing the lid after use you are able to retain the heat ready for an even quicker heat up time tomorrow.

---



## Quiet

Enjoy your Cotswold Eco Tub peacefully – our bubble systems are some of the quietest on the market.

---



## Energy efficient

The wood-fired boiler means that electricity is only required for the use of the Bubble and the LED Light Systems. Meaning a minimal, and optional, usage of electricity and only a low 240v power supply requirement.

---



## Weather resistant

Regardless of the weather – your Cotswold Eco Tub is built to last. Only the highest quality materials are used in the construction. Our design of robust exterior cladding and fibreglass or acrylic interiors mean many years of reliable service.

---

“They answered queries over the weekend and were exceptionally helpful and knowledgeable. They are real enthusiasts and determined to make sure you enjoy their product.”



### Hygienic

The smooth fibreglass or acrylic interiors are specifically designed for ease of cleaning and allows for only the highest levels of hygiene. Our air bubble system uses push-on fittings and is a dry system so season checks are swift. Our hydro bubble systems are also effortless to clean with the use of our water-treatment starter sachets.

---



### Comfortable

Designed so that users are in a comfortable, seated position, unlike many competitors that expect you to be seated on the floor. They allow for users to immerse their shoulders without lying down – perfect for enjoying your Eco Tub all year round.

---



### Stylish

With a range of interior & exterior colour finishes, your Eco Tub will be hand-made just for you. Our sleek insulated covers ensure that even when not in use your Cotswold Eco Tub looks attractive, stylish and at home in any garden or environment.

---



### Affordable

With our focus firmly on value, we continually strive to offer the best products, advice, and sales support for the best price possible – without ever compromising on quality.

---

# The Glyme (Air & Hydro)

2 Person Eco Tub



**Length:** 190cm    **Width:** 120cm

**Height:** 103cm    **Depth:** 92cm

**Water capacity:** 700-800L\*

**Power requirement:** 500-700 watt through a standard 13amp 3-pin household plug. No specialist electrics required.

\*This is an approximation – the eco tub with more bathers will require less water and vice versa.

Scan the code  
to find out more





The Glyme is ideal for couples and for more compact gardens. Small but perfectly formed, The Glyme features all of the same comforts as the larger models so you don't have to compromise on luxury.


- Hand-crafted and made to the highest possible specifications
- 1 hour heat-up time in optimum conditions
- Insulated Cover - increases heat efficiency by 30%
- Lightweight design
- Internal colour change LED lighting
- Bubble System - choice of either:
  - > Air bubble system with ozonator (no maintenance required); or
  - > Combined air & hydro (water jet) massage system with adjustable outlets for tailored output
- Stainless steel flue, chimney guard and external boiler
- High-grade Grade 304 chlorine-resistant materials
- Hand-crafted fibreglass tub (this prevents air pockets from forming)
- Drinks bar with wine chiller
- Deluxe steps
- Rain cowl
- 2 waterproof headrests
- Tension bands for longevity
- Insulating fibres within the layers of fibreglass (helps ensure no rodent risk to electrics as with some spray foam insulation)
- Water treatment starter sample & discount code
- Quick-drain tap with brass hose-lock fitting - meaning you can empty and fill your tub via your hosepipe
- Available to order with a filter system or electrical heater to hybridise your tub
- 24 months warranty consisting of an initial 12 months on the entirety of your tub and a further 12 months on the metal components\*

#### A choice of finishes



Bespoke paint finishes available, including Farrow & Ball


#### INTERIOR



White

Grey

#### EXTERIOR



Natural Oiled

Oak

White

'Off' Black

Light Grey

# The Burford (Air & Hydro)

5-6 Person Eco Tub



**Diameter:** 205cm


**Height:** 115cm

**Water capacity:** 1000L\*

**Power requirement:** 500-700 watt through a standard 13amp 3-pin household plug. No specialist electrics required.

\*This is an approximation – the eco tub with more bathers will require less water and vice versa.

Scan the code  
to find out more



The popular choice for many, The Burford remains our best selling model & features all of the accessories (and a little more!) that most have on their 'wish list' when selecting their Wood-Fired Hot Tub. Available in a choice of two bubble systems.


- Hand-crafted and made to the highest possible specifications
- 1 hour heat-up time in optimum conditions
- Insulated Cover - increases heat efficiency by 30%
- Lightweight design
- Internal colour change LED lighting
- Bubble System - choice of either:
  - > Air bubble system with ozonator (no maintenance required); or
  - > Combined air & hydro (water jet) massage system with adjustable outlets for tailored output
- Stainless steel flue, chimney guard and internal boiler
- High-grade Grade 304 chlorine-resistant materials
- Hand-crafted fibreglass tub (this prevents air pockets from forming)
- Drinks bar with wine chiller
- Deluxe steps
- Rain cowl
- 6 waterproof headrests
- Tension bands for longevity
- Insulating fibres within the layers of fibreglass (helps ensure no rodent risk to electrics as with some spray foam insulation)
- Water treatment starter sample & discount code
- Quick-drain tap with brass hose-lock fitting - meaning you can empty and fill your tub via your hosepipe
- Available to order with a filter system or electrical heater to hybridise your tub
- 24 months warranty consisting of an initial 12 months on the entirety of your tub and a further 12 months on the metal components\*

#### A choice of finishes



Bespoke paint finishes available, including Farrow & Ball


#### INTERIOR



White

Grey

#### EXTERIOR



Natural Oiled

Oak

White

'Off' Black

Light Grey

# The Kingham

5 Person Eco Tub



Scan the code  
to find out more



**Length:** 200cm

**Width:** 200cm

**Height:** 100cm

**Water capacity:** 1000L\*

**Power requirement:** 500-700 watt through a standard 13amp 3-pin household plug. No specialist electrics required.

\*This is an approximation – the eco tub with more bathers will require less water and vice versa.

The Kingham is one of our newest models and is instantly recognisable for its unique 'squircle' design which features a ledge all around the Eco Tub – perfect for drinks & nibbles.


- Hand-crafted and made to the highest possible specifications
- 1 hour heat-up time in optimum conditions
- Insulated Cover - increases heat efficiency by 30%
- Internal colour change LED lighting
- 12 air jets
- 8 hydro (water jets)
- Stainless steel flue, chimney guard and internal boiler
- High-grade Grade 316 chlorine-resistant materials
- Thermo wood cladding
- Thermo wood Supreme Wood Storage Steps
- Tension bands for longevity
- Drinks bar with wine chiller
- Acrylic interior for ease of cleaning & increased longevity
- Rain cowl
- 5 integrated waterproof headrests
- Water treatment starter sample & discount code
- Quick-drain tap with brass hose-lock fitting - meaning you can empty and fill your tub via your hosepipe
- Comes with filter connections as standard, giving you the option to add a filter system
- Available to order with an electrical heater to hybridise your tub
- 24 months warranty consisting of an initial 12 months on the entirety of your tub and a further 12 months on the metal components\*

#### A choice of finishes



Bespoke paint finishes available, including Farrow & Ball

#### INTERIOR




White Marbled

Cream

Light Grey

#### EXTERIOR



Natural Oiled

Oak

Brown

Black

Light Grey

# The Winchcombe (Air & Hydro)

8/9 Seater Eco Tub



**Diameter:** 225cm

**Height:** 108cm

**Water capacity:** 1400L\*

**Power requirement:** 500-700 watt through a standard 13amp 3-pin household plug. No specialist electrics required.

\*This is an approximation – the eco tub with more bathers will require less water and vice versa.

Scan the code  
to find out more



Our largest fibreglass model – The Winchcombe is one of our classic models & remains a popular choice for those larger families or for those who just love to entertain. Available in a choice of two bubble systems.


- Hand-crafted and made to the highest possible specifications
- 1 hour heat-up time in optimum conditions
- Insulated Cover - increases heat efficiency by 30%
- Lightweight design
- Internal colour change LED lighting
- Bubble System - choice of either:
  - > Air bubble system with ozonator (no maintenance required); or
  - > Combined air & hydro (water jet) massage system with adjustable outlets for tailored output
- Stainless steel flue, chimney guard and internal boiler
- High-grade Grade 304 chlorine-resistant materials
- Hand-crafted fibreglass tub (this prevents air pockets from forming)
- Drinks bar with wine chiller
- Deluxe steps
- Rain cowl
- 8 waterproof headrests
- Tension bands for longevity
- Insulating fibres within the layers of fibreglass (helps ensure no rodent risk to electrics as with some spray foam insulation)
- Water treatment starter sample & discount code
- Quick-drain tap with brass hose-lock fitting - meaning you can empty and fill your tub via your hosepipe
- Available to order with a filter system or electrical heater to hybridise your tub
- 24 months warranty consisting of an initial 12 months on the entirety of your tub and a further 12 months on the metal components\*

#### A choice of finishes



Bespoke paint finishes available, including Farrow & Ball


#### INTERIOR



White

Grey

#### EXTERIOR



Natural Oiled

Oak

White


'Off' Black

Light Grey

# The Blenheim

5 or 7 Seater Eco Tub

NEW  
MODEL



Scan the code  
to find out more



**Diameter:** 200cm / 225cm

**Height:** 108cm

**Water capacity:** 1000L\* / 1500L\*

**Power requirement:** 500-700 watt through a standard 13amp 3-pin household plug. No specialist electrics required.

\*This is an approximation – the eco tub with more bathers will require less water and vice versa.



With its integrated 2kW electrical heater, this tub is the perfect hybrid option for those who want easy-to-maintain temperatures yet still have the convenience of the cost-effectiveness & speed of a wood-fired boiler! Ideal for commercial use, this tub also features an integrated cartridge filter meaning the same water\* can be enjoyed for extended periods.


- Hand-crafted and made to the highest possible specifications
- 1 hour heat-up time in optimum conditions
- Insulated Cover - increases heat efficiency by 30%
- Internal colour change LED lighting
- 8 hydro (water jets)
- Stainless steel flue, chimney guard and internal boiler
- High-grade Grade 316 chlorine-resistant materials
- Thermo wood cladding
- Thermo wood deluxe steps
- Tension bands for longevity
- Drinks bar with wine chiller
- Acrylic interior for ease of cleaning & increased longevity
- Rain cowl
- 5 / 7 waterproof headrests
- Water treatment starter sample & discount code
- Quick-drain tap with brass hose-lock fitting - meaning you can empty and fill your tub via your hosepipe
- Comes with integrated cartridge filter as standard to remove debris (with a spare cartridge provided!)
- A 2kw heater ideal for maintaining the temperature with running costs of approximately 49p an hour!\*
- 24 months warranty consisting of an initial 12 months on the entirety of your tub and a further 12 months on the metal components\*

#### A choice of finishes



Bespoke paint finishes available, including Farrow & Ball

#### INTERIOR




White Marbled

Cream

Light Grey

#### EXTERIOR



Natural Oiled

Oak


Brown

Black

Light Grey

# The Moreton

10 Person Eco Tub



**Length:** 225cm    **Width:** 225cm

**Height:** 108cm

**Water capacity:** 1600-1800L\*

**Power requirement:** 500-700 watt through a standard 13amp 3-pin household plug. No specialist electrics required.

\*This is an approximation – the eco tub with more bathers will require less water and vice versa.

Scan the code  
to find out more



An exciting 'first' for the Wood-Fired Hot Tub industry, The Moreton is instantly recognisable – not only for its square shape & size but also for its incredible specification of features.


- Hand-crafted and made to the highest possible specifications
- Defined seating for 7 with ample space for 10!
- Insulated Cover - increases heat efficiency by 30%
- 1.5 hour heat up in optimum conditions
- Internal colour change LED lighting
- 12 air jets
- 19 hydro (water jets)
- Stainless steel flue, chimney guard and internal boiler
- High-grade Grade 316 chlorine-resistant materials
- Thermo wood cladding
- Thermo wood Supreme Wood Storage Steps
- Drinks bar with wine chiller
- Acrylic interior for ease of cleaning & increased longevity
- Rain cowl
- 7 integrated waterproof headrests
- Water treatment starter sample & discount code
- Quick-drain tap with brass hose-lock fitting - meaning you can empty and fill your tub via your hosepipe
- Comes with filter connections as standard, giving you the option to add a filter system
- Available to order with an electrical heater to hybridise your tub
- 24 months warranty consisting of an initial 12 months on the entirety of your tub and a further 12 months on the metal components\*

#### A choice of finishes



Bespoke paint finishes available, including Farrow & Ball

#### INTERIOR



Matt Black


Stainless Steel Effect

White Marbled

Cream

Light Grey

#### EXTERIOR



Natural Oiled

Oak

Brown

Black

Light Grey

# Frequently Asked Questions

## How many logs will my tub take to heat up?

The number of logs needed to heat your Eco Tub varies. For the Burford model, reaching around 40 degrees Celsius usually requires about 10 quarter-split logs (8-12 inches long) and a good handful of kindling. However, factors like atmospheric temperature, initial water temperature, use of the Insulated Cover, log quality (moisture content), and fire quality can affect this.

## What surface can my tub go on? Is decking suitable?

Your Eco Tub can be placed on various surfaces as long as they are level and can support the weight of a filled tub for stability and safety. If placing on decking, use the included hoeslock adapter for drainage to prevent water damage and place a hearth, like slate or marble, beneath the boiler door to protect against fire splatters.

Other popular choices include paving stone, stone chippings and concrete.

## How to I maintain water temperature with the wood fired boiler?

Operating our Eco Tubs is easy, especially if you're familiar with household wood burners. To raise the water temperature, leave the vents on the boiler door open to supply ample oxygen to the fire. Once the water reaches around 40 degrees Celsius, close the vents to reduce the oxygen supply and maintain the desired temperature. If you do get your tub too warm to bathe at first, simply pop in your hosepipe to cool whilst letting some water out of your tub to avoid overflowing!

## What chemicals should I use in the water?

Whilst our tubs are Chlorine and Bromine resistant, we recommend using our favourite alternative - a gentle, eco-friendly treatment which maintains water quality and is safe for sensitive skin. Treated water can even be used on the garden. Our customers can also enjoy a 10% discount on water treatment (discount code & sample sachet supplied with your tub upon delivery!).

# A helpful service for our commercial customers

---

We take great pride in our unrivalled combination of luxury design, superior build-quality, excellent customer service & unbeatable prices



## COMMERCIAL CUSTOMERS

Studies find that properties with a hot tub can make up to 154%\* compared to similar properties without.

Wood-fired hot tubs are perfect in a commercial settings as they allow for quick & simple changeovers in-between guests. We receive strong feedback from our commercial customers that their guests respond really positively to wood-fired hot tubs and enjoy the novelty of relaxing in one.


Our tubs help to transform winter occupancy whilst still remaining low maintenance & providing an almost instant return on investment. As all of our tubs have fibreglass or acrylic as standard, cleaning & changeovers remain simple and time-efficient.

\*source: Sykes




## HELPFUL DEALER ADVICE

We are proud to have the strongest network of wood-fired hot tub dealers in the United Kingdom. Our dealers are all well-established family run companies who are just as passionate, knowledgeable & dedicated as we are in helping customers discover the possibilities for their outdoor living area all year-round.



“We purchased our tub after much research when building our holiday let. We could not be more pleased with it and our guests love it. Our occupancy is over 85% all year and I’m confident that a high proportion of that is down to the tub. Aftercare has been amazing and I highly recommend the team at Cotswold Eco Tubs.”



## About us

---

Established in 2017, we are a UK family-owned business with complete customer satisfaction at the heart of all that we do.

We take great pride in our unrivalled combination of luxury design, superior build-quality, excellent customer service & unbeatable prices.

Our wonderful range of Eco Tubs have been specifically designed & adapted over several years to be perfectly suited for the UK & France markets.

We recognise that when purchasing a hot tub there is a lot to consider. We have a strong network of family-owned showrooms throughout the UK & France where our Eco Tubs are available to view alongside friendly, expert advice.

We are proud to be able to offer international delivery with our Eco Tubs having been shipped to 4 different continents!



### Honest pricing

Very early on in our company journey, we recognised that many of our competitors just priced on the bare components of a hot tub and that once the essentials (along with the luxuries!) were included the quoted cost spiralled.

We found the hidden costs to be both deceptive and frustrating and we made a commitment to ensure that we always priced our Eco Tubs with a generous package as standard.



# COTSWOLD ECO TUBS

RELAX, REPLENISH, REVIVE



## Contact us

If you have any queries, please get in touch with our helpful team

call: 0333 242 3363

email: [hello@cotswoldecotubs.co.uk](mailto:hello@cotswoldecotubs.co.uk)

Unit 1, The Greyhounds, Bradborough  
Farm, Southrop, The Cotswolds GL7 3PH

[www.cotswoldecotubs.co.uk](http://www.cotswoldecotubs.co.uk)



**Scan here** to find your  
local dealer and prices



RELAX, REPLENISH, REVIVE